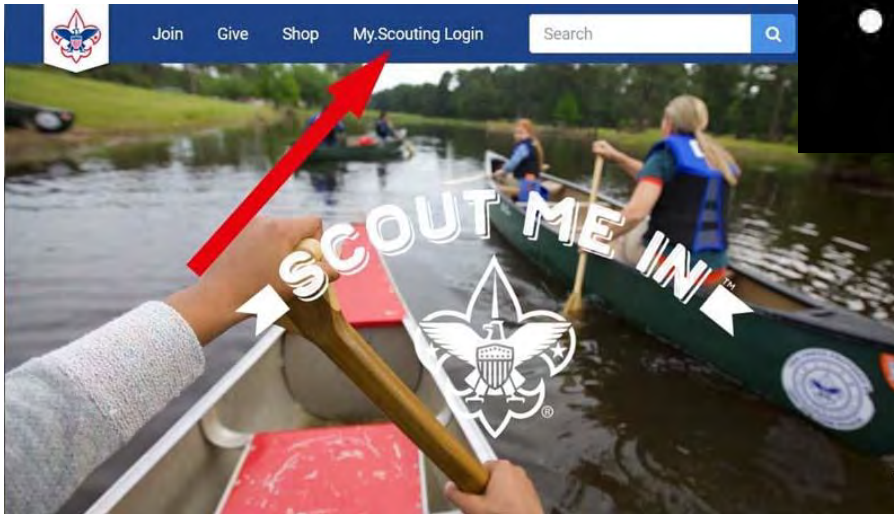


# Youth Protection Course Navigation

## “Cheat Sheet”

Thank you for your time and dedication to keeping Scouts safe!



- Go to [My.Scouting.org](https://www.myscouting.org) and log in (If you do not remember your login or password, use the “Forgot Password” utility. Do not create an additional BSA account)
- If you are new to BSA, you may create a new account

## How To:

- Get In
- Get Around
- Get Credit

A screenshot of the my.Scouting login page. The page has a blue background and features the BSA logo at the top right. Below the logo is the text 'Login to my.Scouting'. There are two input fields for 'Username' and 'Password'. Below these fields are two buttons: 'CREATE ACCOUNT' and 'LOGIN'. A red arrow points from the 'CREATE ACCOUNT' button to the 'LOGIN' button. Below the 'LOGIN' button is a link for 'Forgot username / password?'.

- On the opening My.Scouting page, click on the Youth Protection logo.

(YPT courses can also be accessed by clicking on this logo anywhere it appears in the BSA Learn Center or the official Scouting website or by choosing "Take Course" on your "My Dashboard" YPT page.)

**my.Scouting** Welcome Randall Goodman

Empowering you to deliver the Scouting program.

### Youth Protection Training

National 03/01/2019

New Youth Protection courses are now available in English and Spanish. These can be accessed from links on this landing page (see image at the right) or from My Dashboard, My Training, YPT tab. The English course link is available on the YPT tab unless your browser is set to Spanish language and then the Spanish course link is presented.

**BSA Maintenance**

National 02/20/2019

Notice: The Legacy Web Tools are again available in all browsers:

- BeAScout
- Journey to Excellence
- Manage Member ID
- Training Validation

Click logo below to take Youth Protection in English or Spanish

**BSA LEARN CENTER**  
CLICK HERE TO ACCESS ADDITIONAL EDUCATIONAL TRAINING

**WELCOME**  
to the BSA Members LearnCenter,  
Learn. Challenge. Lead.



**YPT**  
Youth Protection Training

**YPT Español**  
Entrenamiento de Protección Juvenil

**Program**  
Program Specific Training

**Posi**  
Position Train

**BOY SCOUTS OF AMERICA** Join Give Shop My.Scouting Login

Home > Training > Youth Protection

## Youth Protection

### BSA Youth Protection Mission

True youth protection can be achieved only through the focus of Youth Protection volunteers and professionals to work with Youth Protection awareness and safety at the national, region

**New to Scouting? Click here to login and take Youth Protection** of the Boy Scouts of America to take Youth Protection training

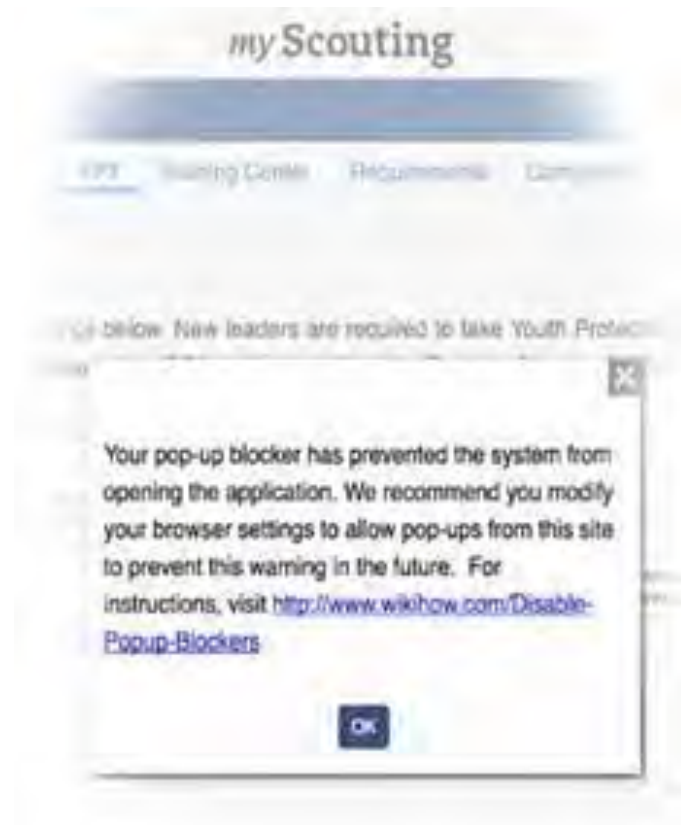
**Protección Juvenil En Español**

New to Scouting?  
Click Here To Take Training

You do not have to be a registered member of the Boy Scouts  
To take Youth Protection training go to [Mv.Scouting.org](http://Mv.Scouting.org)



- At the YPT page, there are several resources to try, or you may scroll to the page bottom, click “Add Plan”, then click the “Youth Protection Training - Mandatory” course title.
- The YPT course is separated into 3 training modules plus one test module. The next page will show any modules you have started or completed.
- (Don’t forget to disable your browser’s pop-up blocker)



SCOUTING.ORG SUPPORT SCOUTING

SCOUTING U  
Learn. Challenge. Lead.™

**YOUTH PROTECTION BEGINS WITH YOU!**

See document below for instructions on **course navigation** and **printing of YPT Certificate**:  
[How to Guide for Taking Youth Protection Training](#)

Contact Member Care at [MyScouting@scouting.org](mailto:MyScouting@scouting.org) or by calling 972-580-2489 if you continue to have issues.

For the best possible service, be sure to include your user name, member ID, and the learning plan you are calling about.

**Youth Protection Mandatory Training v2 Learning Plan**

PLAN	STATUS	MEMBERS	LEADERS
1	0	0	0

**Youth Protection Training - Mandatory v2**  
 The safety and well-being of our youth is of paramount importance to our organization, and integral to everything we do. We must...  
 TYPE: Standard Learning  
 COMPLETED DATE: N/A

**Add Plan**

**Scroll Down**

**Add Plan then click the course title**

- Choose the next module by clicking “Launch Course”
- In the next window, choose “Open course”
- Then in the next window, click the play arrow.
- Finally, On the first slide, you’ll need to click the “Start” button

Youth Protection Training - Mandatory v2

4 ITEMS 0% COMPLETED 0 ITEMS PAST DUE 0 ATTACHMENTS

SEQUENCE NUMBER FILTER

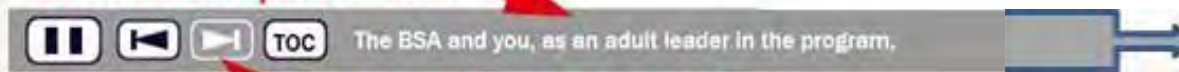
1 **Overview and Policies v2**  
At the end of this module you should be able to recognize, respond and report the different kinds of abuse experienced by youth. Importantly, you will also know the barriers to abuse and how to utilize them to help create and maintain a... more

STATUS Not Attempted OPTIONAL No TYPE Course

2 **Sexual Abuse v2**  
Child sexual abuse is considered a public health concern by experts and health organizations. This module covers the different types of sexual abuse.

- To the right and below are the typical slide play controls.
- When the audio for each slide has completed, the “Next Slide” button will activate and can then be advanced

"Closed Caption" bar



"Next Slide" icon will darken as this slide finishes

- Continue advancing through the slides as they complete to the end of each module.
- At the end of each module, remember to choose the “Close Course” button to save your work.

Think of the "Close Course" button as a "Save" then "Close" button

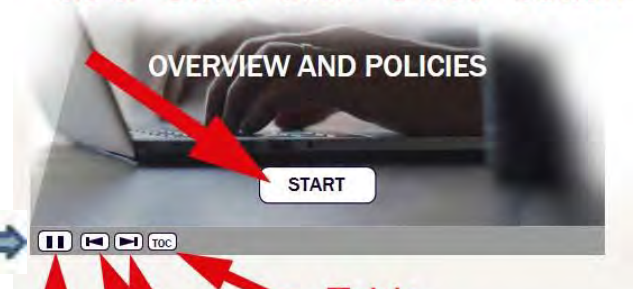


Table of Contents

Next Slide/Previous Slide

Pause/Play

- Then click the back button to return to the YPT Module List
- When ready, click “Launch Course” for the next module and continue as before



The 4th Module is a test requiring 80% correct

- The 4<sup>th</sup> module is the YPT test
- You must score at least 80% on this test to get YPT credit. A few questions may have multiple answers
- When you’ve completed the test, remember to “Close Course” before returning to the YPT module list page

## QUESTION TOPIC: SEXUAL ABUSE

Grooming is the process by which the abuser:  
(Select all that apply.)

Note that some questions may have multiple answers

- A) Draws their target into the abusive relationship with the use of drugs, alcohol, and/or gifts
- B) Slowly desensitizes youth to invasive touch
- C) Manipulates parents into believing that they can be a trusted adult
- D) Ensures that other adults are present at all youth activities

Correct: After closely identifying and selecting a target child, abusers groom both the youth and his or her parent or guardian. They often begin using drugs, alcohol, and other taboo or forbidden items to draw their target into the abusive relationship and progressive invasive touch or employing sexual game play to desensitize the youth.

Submit

0% COMPLETED

CLOSE COURSE

Remember to "Close Course"





- Back at the module list, each of your YPT modules should now show “STATUS Completed”. The “Back” button will exit from the course
- After exiting, you may return to your “My Dashboard” under the “Menu” option of the My.Scouting page to print your YPT certificate.
- Otherwise, the site will automatically email a copy of the certificate to the email address shown in your BSA profile.

YPT Learning Plan

4 ITEMS | 100% COMPLETED | 0 ITEMS PAST DUE | 0 ATTACHMENTS

SEQUENCE NUMBER | FILTERS (#)

Module ID	Module Name	Status	Optional	Type	Completed Date	Action
1	Overview and Policies v2	Completed	No	Course	March 2, 2019	LAUNCH COURSE
2	Sexual Abuse v2	Completed	No	Course	March 2, 2019	LAUNCH COURSE
3	Bullying v2	Completed	No	Course	March 2, 2019	LAUNCH COURSE
4	YPT Certification Test v2	Completed	No	Course	March 2, 2019	LAUNCH COURSE

When all modules are Complete, Click "BACK"

My Dashboard | my.Scouting | Welcome Randall Goodman

My Training

YPT | Training Center | Requirements | Completions

My Youth Protection Training

Select one of the Youth Protection Trainings below. New leaders are required to take Youth Protection Training prior to registration and before volunteer service with youth begins. To take other BSA training, select the Training Center tab. To view and take trainings specific to your position, select the Requirements tab.

For additional guidance on YPT click here

YPT Status: Expires 91d-2yrs

Print Your Certificate

Youth Protection Training Certification

Y01	Completed 03/02/2019 Expires 03/02/2021	Take Course >
-----	--------------------------------------------	---------------